



GLIDEROL
GARAGE DOORS

Opening Doors Together®

www.gliderol.co.uk



Gliderol
Roller Doors



Gliderol Insulated
Roller Doors

www.gliderol.co.uk



ROLLER GARAGE DOORS BY GLIDEROL

SPACE-SAVING, SAFE AND MADE-TO-MEASURE

For over 3 decades GLIDEROL have been manufacturing quality and reliable roller garage doors in the UK. Made from the very best components, equipped with state-of-the-art technology, safety features and equipment, the doors require little maintenance and are a safe investment.

GLIDEROL garage doors travel vertically and provide more clearance inside and outside of the garage when compared to conventional up-and-over, as well as sectional and swing doors. The doors can be opened conveniently even with the car parked directly in front or behind it.

Other products and information can be found at:
www.gliderol.co.uk

Should I insulate my garage door?

Insulate, of course is the common answer, but is it the smart answer in all instances?

The majority of garages are unheated and fitting an insulated door makes no difference to that fact! With no energy to be saved, a single skin door (Gliderol Roller Door) can provide the best option. With GLIDEROL, you have a choice.



Gliderol Roller Door

Gliderol's Roller Garage Doors have been designed and manufactured in the UK for over 30 Years from strong, corrosion protected steel and are made to suit most garage openings, adding style and character to any home.

In addition to being built to operate with minimal noise and friction, Gliderol Roller Doors are specifically designed with a reinforced bottom rail to protect your home against intruders.



Gliderol Insulated Roller Door

Gliderol's Insulated Roller Door is an intelligent design solution creating a smart and stylish door that features vertical travel, insulation, all round weather protection and remote control operation as standard - quite a package!

The most compact garage door type, the door rolls neatly around a barrel above the door, using the very minimum of space inside the garage.



Safety

Anti-lift device, automatic obstacle detection and safety catch all inclusive.



Stability

Boxes and profiles made out of non-corroding material – robust, durable, low-maintenance and recyclable.



True to size

All doors are manufactured in line with individual needs and made-to-measure.



Made in the UK

Fully CE compliant and manufactured within audited ISO 9001 quality systems.



Easy care and low-maintenance

No expensive painting, easy to clean.



For large surfaces

Up to 5.2m wide and 3.2m high.

GLIDEROL ROLLER DOOR





Gliderol Roller Door



Gliderol Roller Door Mini



Easy to Operate

Easy to open and close with minimum noise and friction giving reliable performance at all times.



Weatherseal

Durable bottom seal on the underside of the door prevents leaves and other undesirable materials entering your garage from outside.



Security

Unique profile and aluminium bottom rail reinforce our roller doors against intruder penetration.



Locking

The double-sided locking system is operated from the central handle and locks from both the inside and outside of the door. No lock is supplied on automatic doors.



Minimal Maintenance

No oiling or greasing, just an occasional clean of the guides with white spirit and the door surface with warm soapy water.



Space Saving

Rolls up vertically and does not swing out in front of the garage. You can park right up to the door and have more storage space in the roof of the garage.

EASY TO OPERATE

SAFE

Gliderol Roller doors can be fitted with easy to use, state-of-the-art drive technology allowing the door to be opened or closed by means of a compact hand transmitter or wall mounted control box.



Emergency release

For doors without any other entrance door, there is a lockable emergency release to be operated from outside.



Safety

The door reverses automatically should the downward movement of the door be restricted.



Security

The risk of another handset using the same code is eliminated as the transmitter uses a different code from one of two billion after every operation.



Quiet Operation

Noise is reduced as the motor is housed entirely within the roll of the door giving a quiet and smooth performance.




Automatic Light

Lights your garage for up to 90 seconds after the motor is activated allowing you to drive into an illuminated garage.

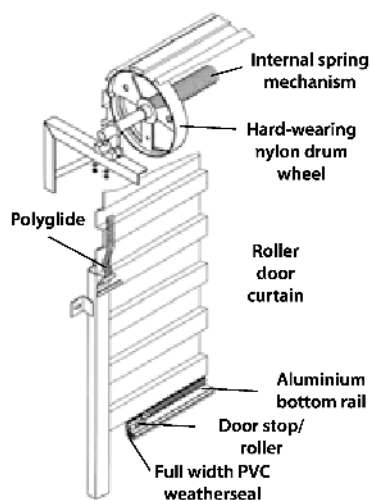


Available Colours Are:

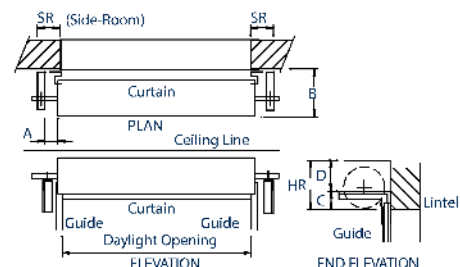


* Laminate finish. The colours are printed and may not match exactly. Steel colour swatches are available.

Technical Information



Gildermatic doors require an extra 20mm side the drive unit is required to be fitted.



DIMENSION PANEL (minimum sizes) mm							
SERIES A (Hand Operated)	Side Room		Head Room	A	B	C	D
	Resid.A	Resid.AA					
2100 HIGH	75	100	430	25-100	500	150	280
2400 HIGH	75	100	450	25-100	540	160	290
2700 HIGH	75	100	450	25-100	540	160	290
3000 HIGH	75	100	470	25-100	560	170	300
Mini ROLL							
2100 HIGH	75	-	340	25-100	420	150	190

If recommended headroom is not available the door may still be installed, required headroom should be maintained (n.b. some loss of opening height will occur and the roll of the door will be visible, but this may be disguised by a fascia).

Sizes - Up to 5 metres wide and 3 metres high (up to 4.9 metres for B-series – ask for details). Requires no frame so enables the maximum possible opening width for the wider vehicle. Door sits behind the brickwork so can be fitted in arched and unusual garage door openings.

Windlock system - should be specified for double doors in very exposed locations and greater side room clearance is required. For advice and information, speak to our technical department or your supplier.

Converting to automatic - whilst manual doors can be easily converted to automatic later, there is a significant cost saving if the unit is factory-fitted at the outset.

Guarantees - so long as the door is correctly installed and reasonably maintained, 2 years electrical, 6 years mechanical and 10 years on the door finish. CE tested and approved. Ask for details.



GLIDEROL INSULATED ROLLER DOOR





Gliderol Insulated Roller Door

Insulated Automatic Roller Door



Gliderol Insulated Roller Door Compact

Insulated Automatic Roller Door




Gliderol Insulated Roller Door Manual

Insulated Manual Roller Door



Excellent weather resistance with a rubber compression seal to the bottom of the door and a brush strip within the guides.



The image shows the two relative sizes of each door roll box.

The main image shows a door with a full box option and a cut-away to show the motor end and the manual crank in position. The motors have ample power to lift the door smoothly and quietly and once set up will operate reliably for years. The half box option provides a fascia for the door curtain to close against and a top cover to stop dust and dirt dropping into the mechanism.



Gliderol Insulated Roller Doors take up very little space inside your garage. The standard configuration, using 77mm foam filled lath, requires 300mm of headroom and is supplied with 70 or 90mm guides depending on specification. The compact version, using 55mm foam filled lath, requires only 205mm of headroom and is supplied with 65mm guides.

EASY TO OPERATE

SAFE

Gliderol Insulated Roller door is fitted with easy to use, state-of-the-art drive technology allowing the door to be opened or closed by means of a compact hand transmitter or wall mounted control box.



Emergency release

For doors without any other entrance door, there is a lockable emergency release to be operated from outside.



Safety

The door reverses automatically should the downward movement of the door be restricted.



Quiet Operation

Noise is reduced as the motor is housed entirely within the roll of the door giving a quiet and smooth performance.



Security

The risk of another handset using the same code is eliminated as the transmitter uses a different code from one of two billion after every operation.



Automatic Light

Lights your garage for up to 90 seconds after the motor is activated allowing you to drive into an illuminated garage.



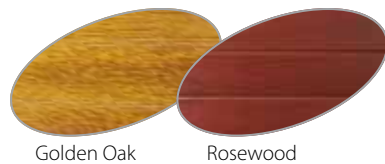
Available Colours Are:

Painted finishes (eggshell finish):

* Colour available in Gliderol Insulated Roller Door **Compact®**



NEW Painted finishes
(woodgrain eggshell finish):



Laminate finishes
(woodgrain textured finish):

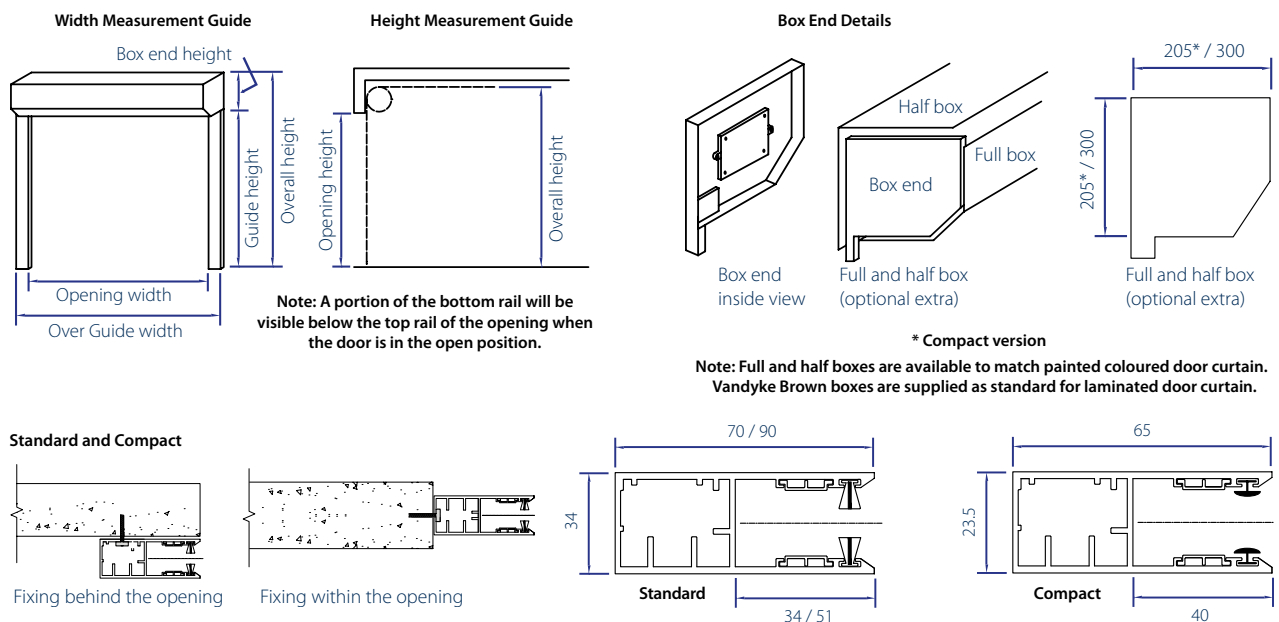


Same price as standard painted finish.

A Note Concerning Colours: Door guides are available in colours matching the door curtain except laminate door colours (supplied in brown). Coloured guide rails are supplied as standard, however they may not exactly match the lath colour. The manufacturing process for the lath profile results in a textured finish, whilst all other coloured items (guides, bottom laths, lock laths, optional fascias and vision panels) are supplied in a satin finish so cannot be guaranteed to match exactly. Over time, some scuffing may occur on front and rear surfaces of doors as a result of their normal operation.



Technical Information



GLIDEROL GARAGE AND INDUSTRIAL DOORS LTD.

QUALITY PRODUCTS MADE IN THE UK

GLIDEROL is one of the leading UK manufacturers of garage and industrial door systems.

GLIDEROL products are developed with passion and innovation out of high-grade and durable material made-to-measure both for modernization or for new buildings.

Our product types, colour variations and optional extras will allow you to tailor-make the most suitable option for you.

Other products and information can be found at:
www.gliderol.co.uk

Presented by: